

Complete a Financial Disclosure in Cloud CME



To remain compliant with our accrediting body's requirements, **all** individuals in control of content for an activity, including those providing the education, planning content, or choosing speakers, must have a current Financial Disclosure on file with the Continuing Education team before the activity can be reviewed for approval

1. Log in to your Continuing Education account at hhchealth.cloud-cme.com
 - Please do NOT create a new account in CloudCME if you already have one created
 - **If you do not recall your log in, contact continuinged@hhchealth.org**
 - If you are unsure if you have an account, please contact us
2. Scroll to the bottom of the page and click on the blue Disclosure button on the right hand side





3. Read and complete all sections
4. Click on Signature Image to sign or type your signature

My signature below indicates that I have read and completed this form myself and to the best of my ability provided current and accurate information. I am aware that financial disclosure information provided in this form will be shared with learners prior to their engagement in this CME/CE activity.

Signature	Date
 Signature Image	8/19/2021 

5. Submit your disclosure

My signature below indicates that I have read and completed this form myself and to the best of my ability provided current and accurate information. I am aware that financial disclosure information provided in this form will be shared with learners prior to their engagement in this CME/CE activity.

Signature	Date
 Signature Image	8/19/2021 

6. Reach out to continuinged@hhchealth.org with any questions